

PAPER CRAFT

<http://www.canon.com/c-park/en/>



● View of completed model

Japan Himeji Castle

Situated in Himeji City in Hyogo Prefecture, Himeji Castle is also known as the White Heron Castle because of the way that its soaring, white stucco walls resemble a graceful heron taking flight. The castle sits atop a hill called Himeyama, or Mt. Hime, at an altitude of 45.6m. The very top of the main castle tower, with its five stories and six levels, is 92m above sea level. The first castle at Himeyama was constructed in 1346. Hashiba Hideyoshi later added a three storey tower. The castle in its current form was completed by Ikeda Terumasa in 1610. The castle is full of defensive features, such as narrow passageways that prevent large numbers of attackers from entering en masse, and loopholes through which bows and muskets could be used to repel invaders. However, in its four hundred year history, the castle was never attacked and has survived to this day in its present state. The castle was designated a World Heritage Site by UNESCO in 1993. height of approximately 150 meters above the sea.

* This model was designed for Papercraft and may differ from the original in some respects.

■ Parts list (Pattern) : Thirteen US letter sheets (No. 1 to No. 13)

■ No. of Parts : 123

* Build the model by carefully reading the Assembly Instructions , in the parts sheet page order.




● West face



● East face

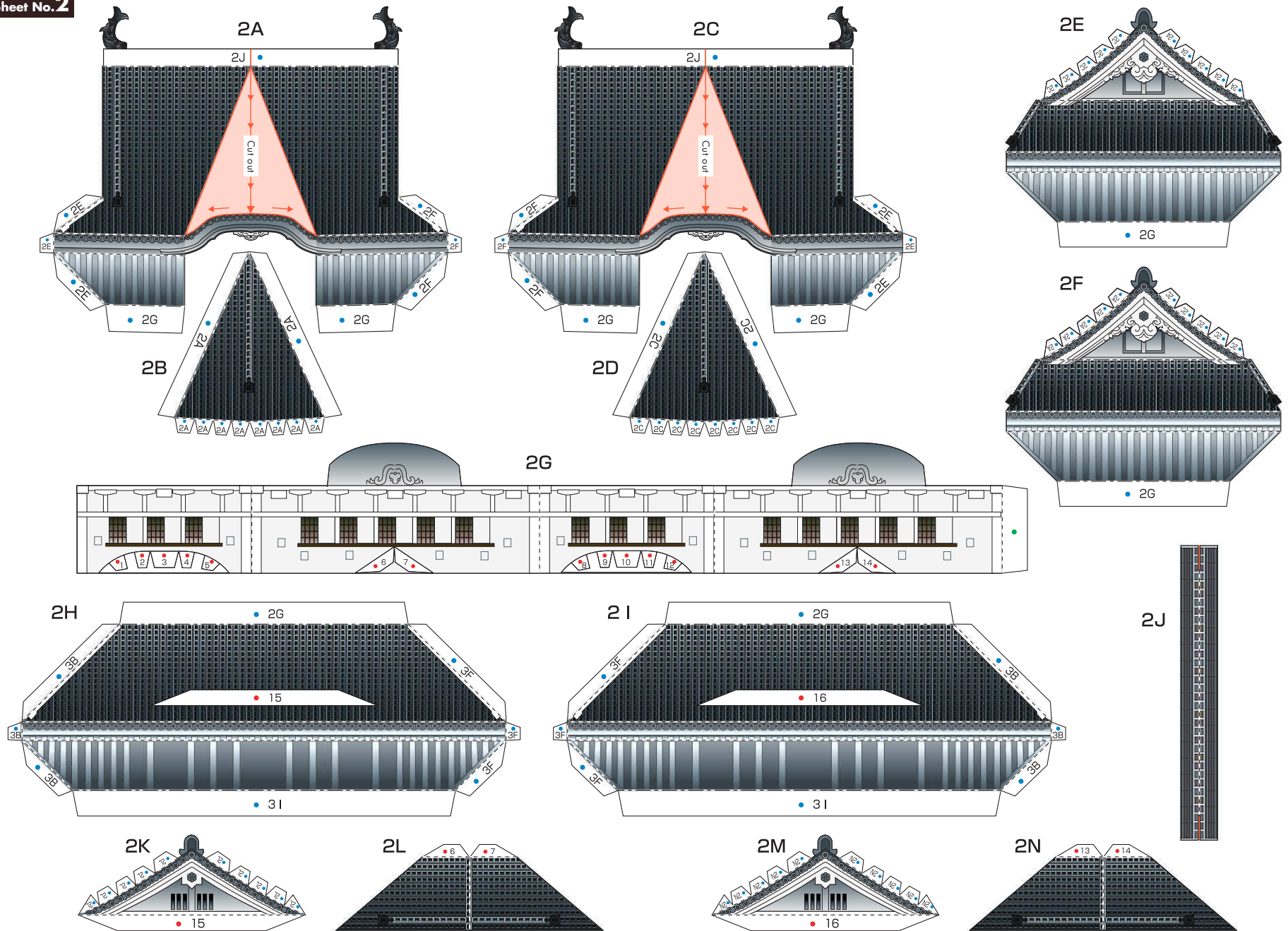


● South face



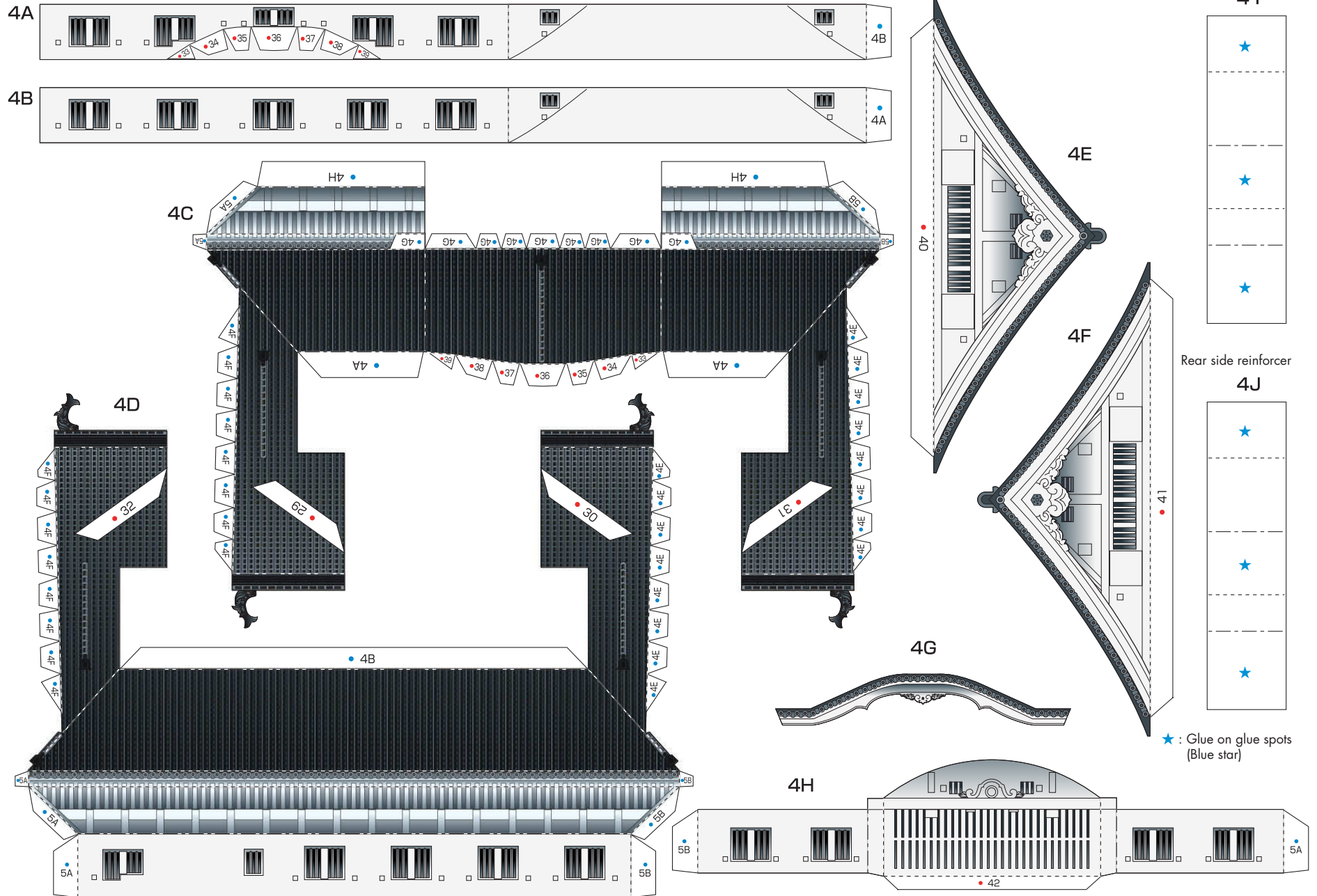
● North face

Sheet No.2



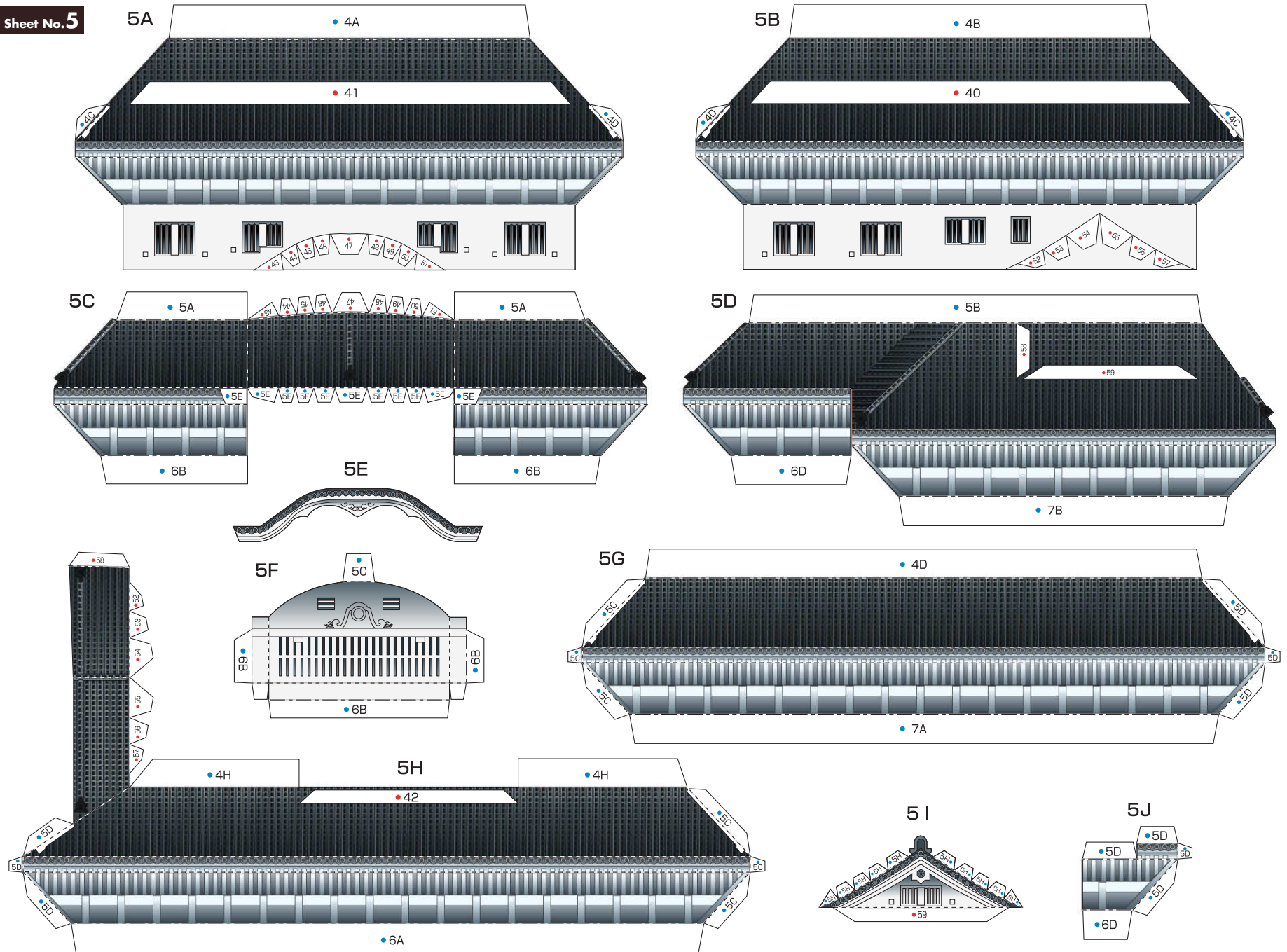
—— Scissors line - - - - - Mountain fold - - - - - Valley fold ——— Cut in line

Sheet No.4



★ : Glue on glue spots (Blue star)

Sheet No.5



—— Scissors line - - - - - Mountain fold - · - · - Valley fold ———— Cut in line

